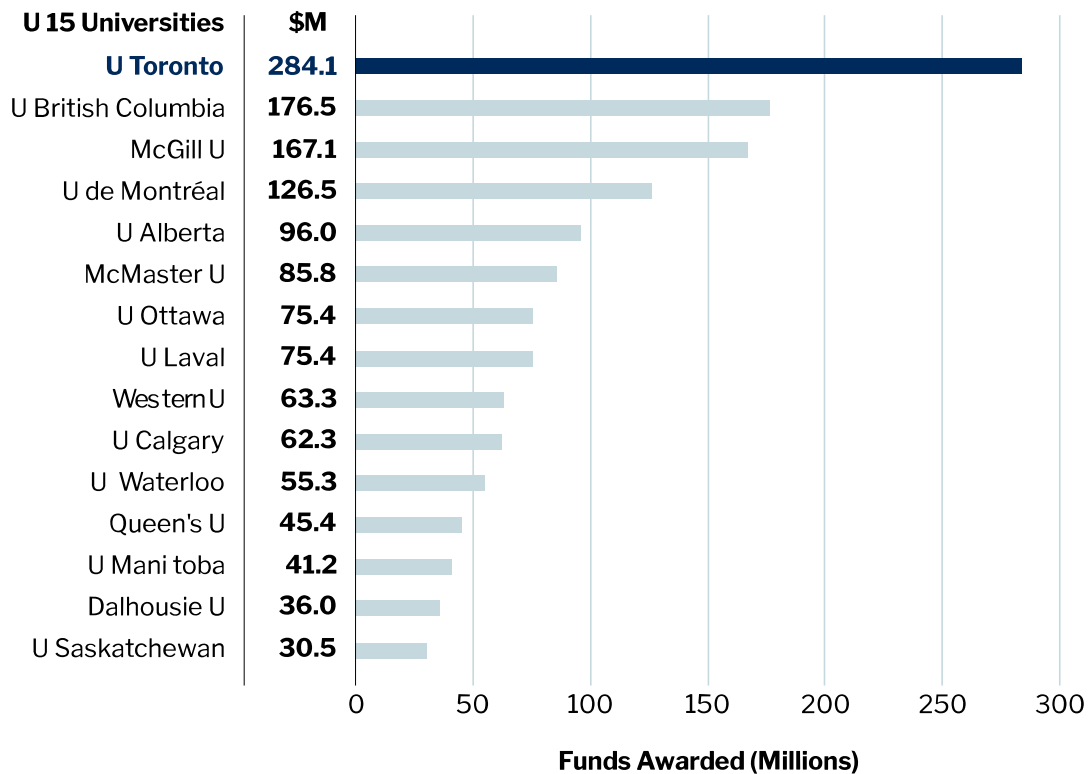




## Tri-Agency funding to U15 Universities (2015-16)

Tri-agency funding in \$Millions

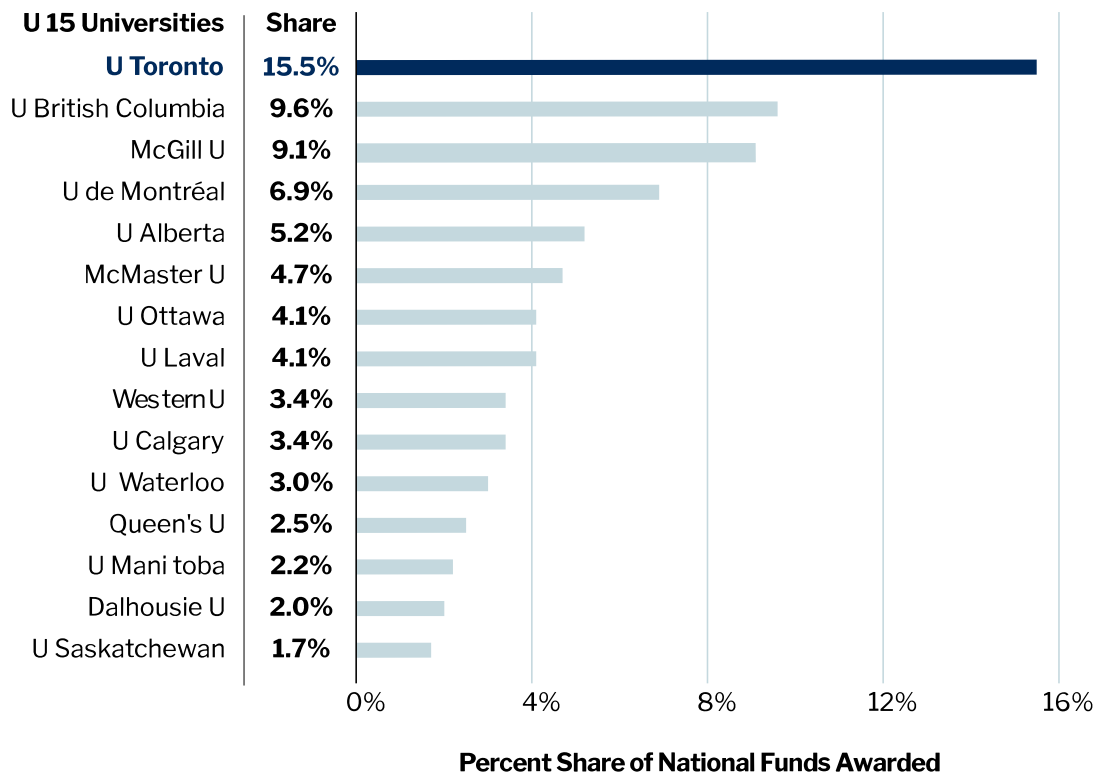


**Data source:** CIHR Expenditures by University and Program Category 2015-16 report, NSERC Awards Database, and SSHRC Awards Search Engine. Based on funds awarded for use during government fiscal year, April to March. Excluding funding for the Networks of Centres of Excellence nodes (NCE), the Canada Research Chairs (CRC) program, the Canada Research Excellence Chairs (CERC) program, the Canada First Research Excellence Fund (CFREF) program and the Research Support Fund (RSF). The Canadian Microelectronics Corporation (NSERC funding held at Queen's) and the Canadian Light Source (NSERC funding held at U. Saskatchewan) are excluded. For the national total, only funding to Canadian colleges and universities, and their affiliates, is counted.



## Tri-Agency funding to U15 Universities (2015-16)

Market shares of Tri-agency funding (%)

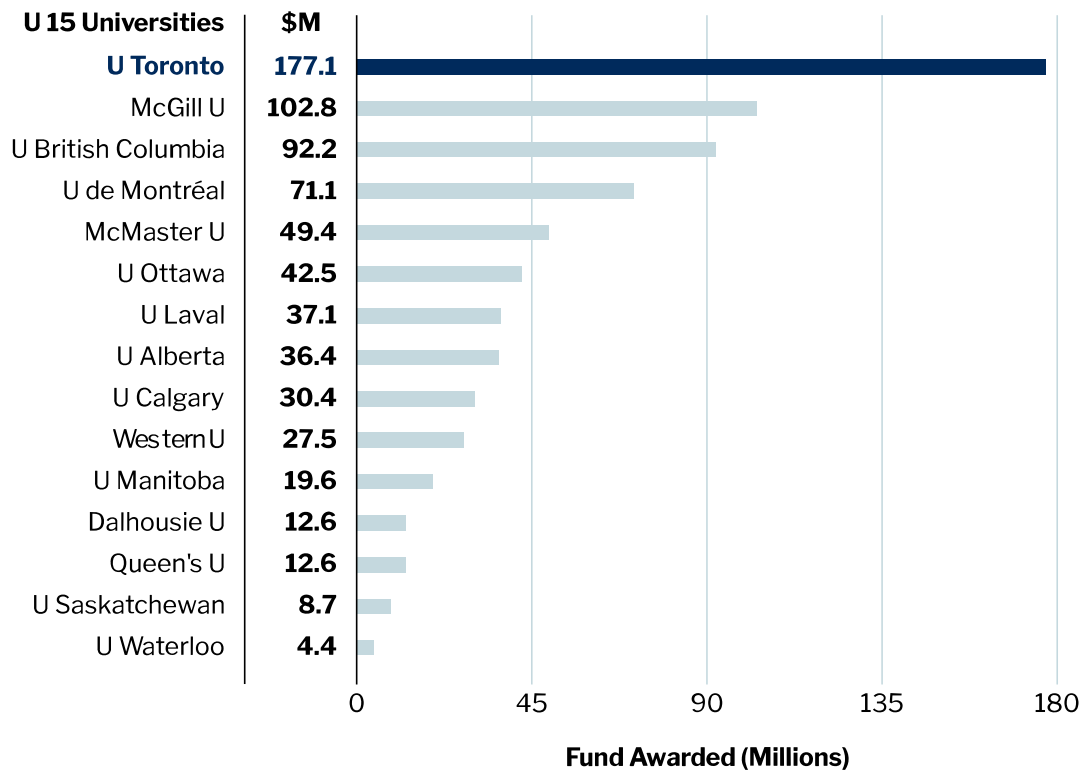


**Data source:** CIHR Expenditures by University and Program Category 2015-16 report, NSERC Awards Database, and SSHRC Awards Search Engine. Based on funds awarded for use during government fiscal year, April to March. Excluding funding for the Networks of Centres of Excellence nodes (NCE), the Canada Research Chairs (CRC) program, the Canada Research Excellence Chairs (CERC) program, the Canada First Research Excellence Fund (CFREF) program and the Research Support Fund (RSF). The Canadian Microelectronics Corporation (NSERC funding held at Queen's) and the Canadian Light Source (NSERC funding held at U. Saskatchewan) are excluded. For the national total, only funding to Canadian colleges and universities, and their affiliates, is counted.



## Tri-Agency funding to U15 Universities (2015-16)

Canadian Institutes of Health Research (CIHR) Funding in \$Millions

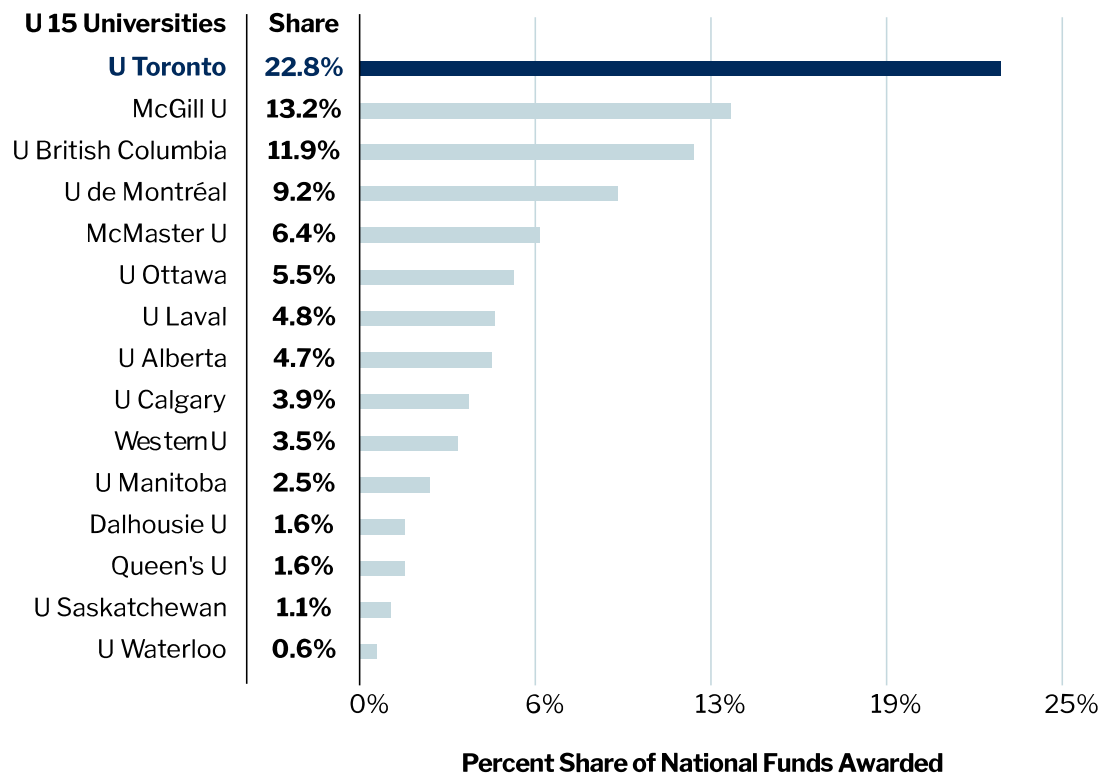


**Data source:** CIHR Expenditures by University and Program Category 2015-16 report, NSERC Awards Database, and SSHRC Awards Search Engine. Based on funds awarded for use during government fiscal year, April to March. Excluding funding for the Networks of Centres of Excellence nodes (NCE), the Canada Research Chairs (CRC) program, the Canada Research Excellence Chairs (CERC) program, the Canada First Research Excellence Fund (CFREF) program and the Research Support Fund (RSF). The Canadian Microelectronics Corporation (NSERC funding held at Queen's) and the Canadian Light Source (NSERC funding held at U. Saskatchewan) are excluded. For the national total, only funding to Canadian colleges and universities, and their affiliates, is counted.



## Tri-Agency funding to U15 Universities (2015-16)

Market shares of Canadian Institutes of Health Research (CIHR)  
Funding (%)

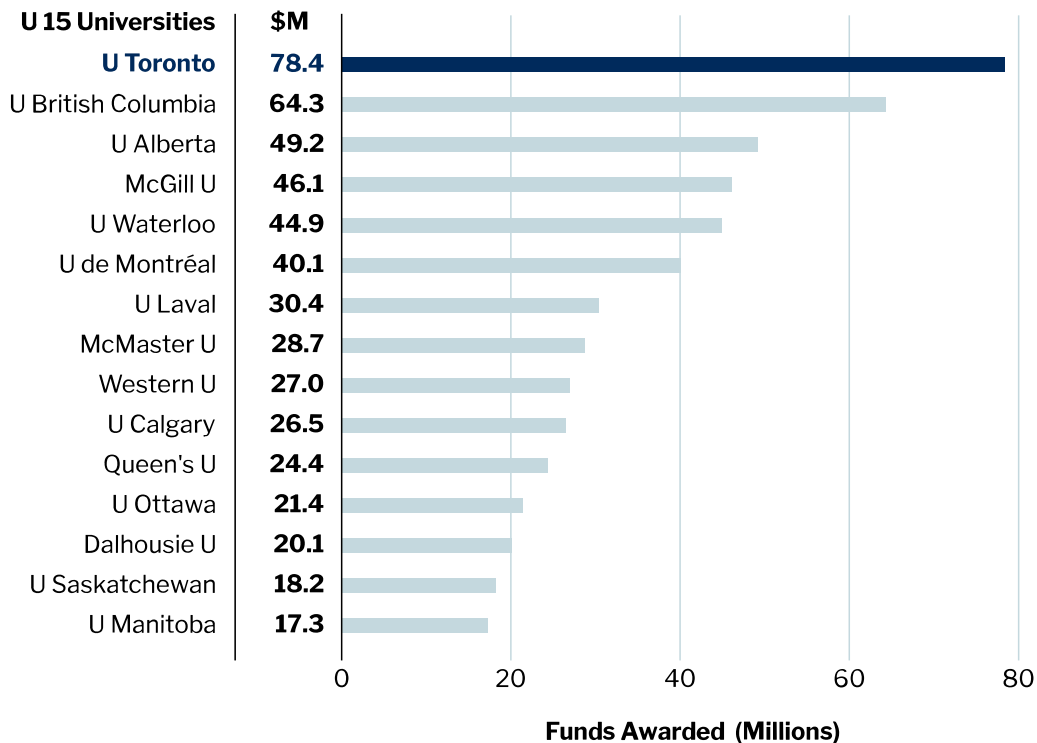


**Data source:** CIHR Expenditures by University and Program Category 2015-16 report, NSERC Awards Database, and SSHRC Awards Search Engine. Based on funds awarded for use during government fiscal year, April to March. Excluding funding for the Networks of Centres of Excellence nodes (NCE), the Canada Research Chairs (CRC) program, the Canada Research Excellence Chairs (CERC) program, the Canada First Research Excellence Fund (CFREF) program and the Research Support Fund (RSF). The Canadian Microelectronics Corporation (NSERC funding held at Queen's) and the Canadian Light Source (NSERC funding held at U. Saskatchewan) are excluded. For the national total, only funding to Canadian colleges and universities, and their affiliates, is counted.



## Tri-Agency funding to U15 Universities (2015-16)

Natural Sciences and Engineering Research Council of Canada  
(NSERC) Funding in \$Millions

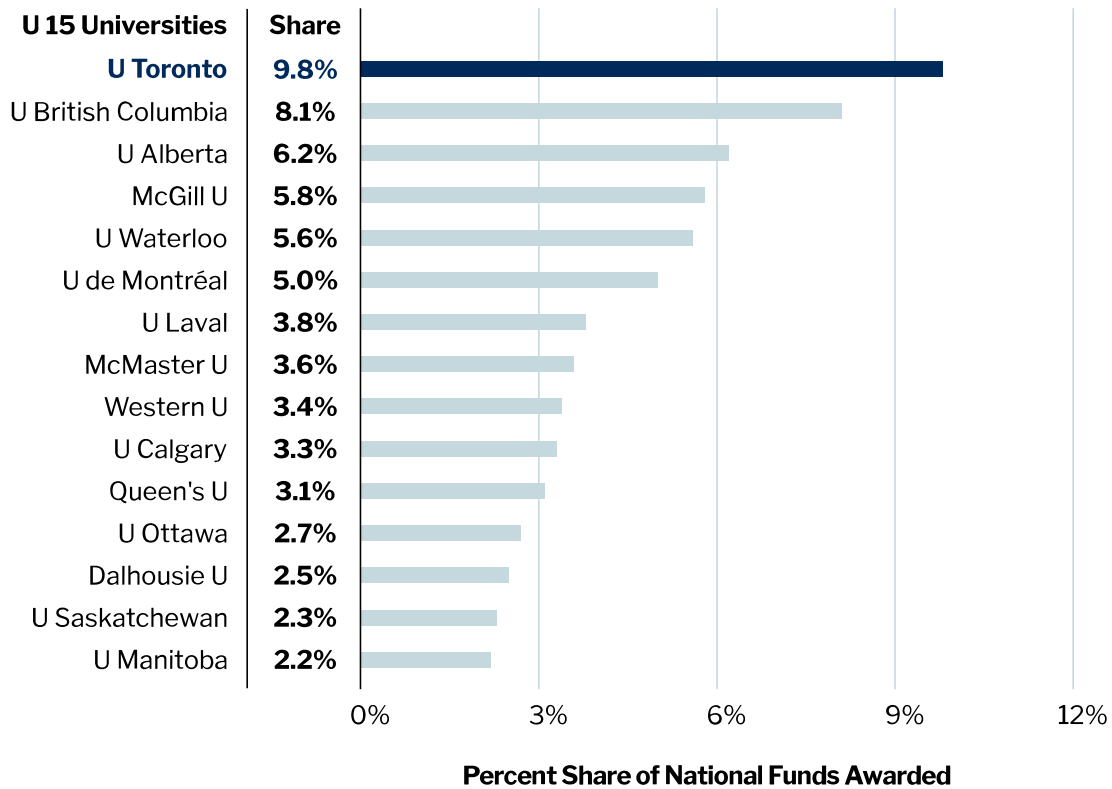


**Data source:** CIHR Expenditures by University and Program Category 2015-16 report, NSERC Awards Database, and SSHRC Awards Search Engine. Based on funds awarded for use during government fiscal year, April to March. Excluding funding for the Networks of Centres of Excellence nodes (NCE), the Canada Research Chairs (CRC) program, the Canada Research Excellence Chairs (CERC) program, the Canada First Research Excellence Fund (CFREF) program and the Research Support Fund (RSF). The Canadian Microelectronics Corporation (NSERC funding held at Queen's) and the Canadian Light Source (NSERC funding held at U. Saskatchewan) are excluded. For the national total, only funding to Canadian colleges and universities, and their affiliates, is counted.



## Tri-Agency funding to U15 Universities (2015-16)

Market shares of Natural Sciences and Engineering  
Research Council of Canada (NSERC) Funding (%)

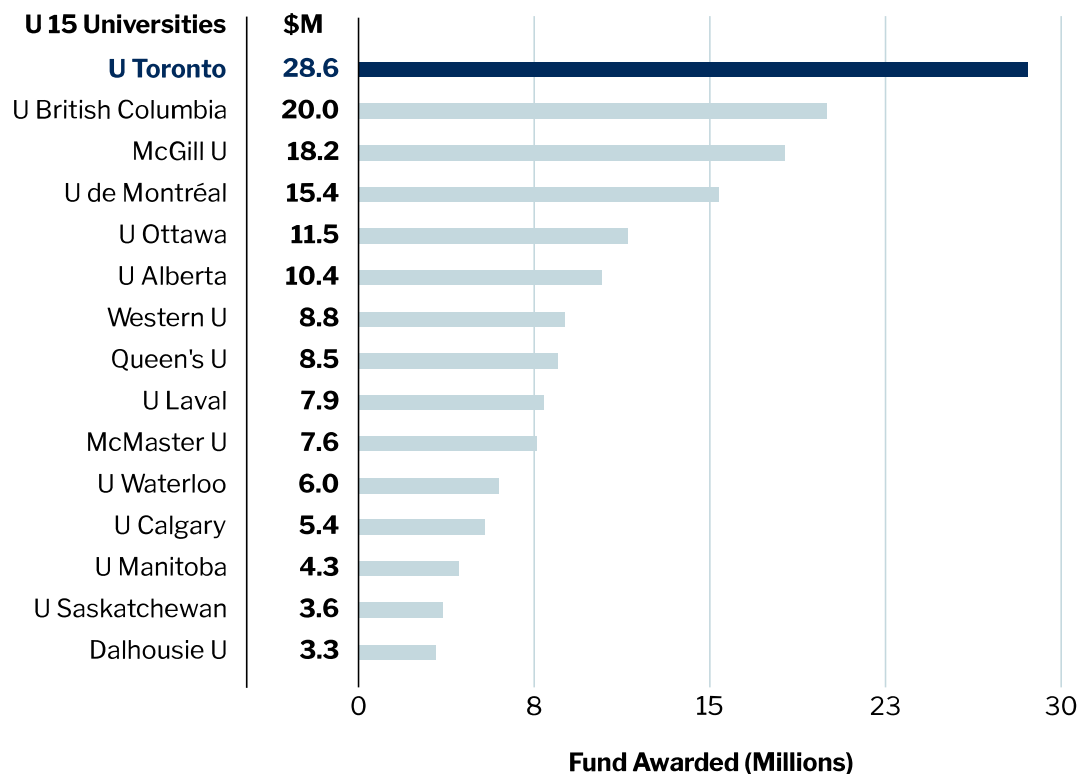


**Data source:** CIHR Expenditures by University and Program Category 2015-16 report, NSERC Awards Database, and SSHRC Awards Search Engine. Based on funds awarded for use during government fiscal year, April to March. Excluding funding for the Networks of Centres of Excellence nodes (NCE), the Canada Research Chairs (CRC) program, the Canada Research Excellence Chairs (CERC) program, the Canada First Research Excellence Fund (CFREF) program and the Research Support Fund (RSF). The Canadian Microelectronics Corporation (NSERC funding held at Queen's) and the Canadian Light Source (NSERC funding held at U. Saskatchewan) are excluded. For the national total, only funding to Canadian colleges and universities, and their affiliates, is counted.



## Tri-Agency funding to U15 Universities (2015-16)

Social Sciences and Humanities Research Council (SSHRC) Funding  
in \$Millions

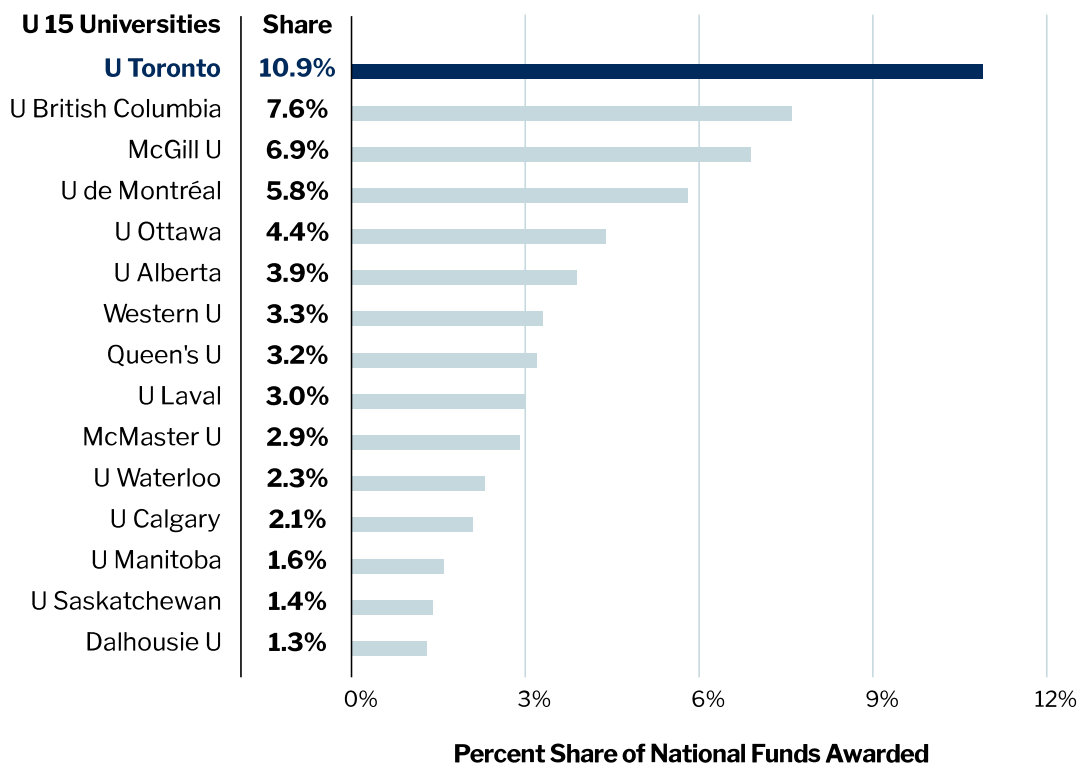


**Data source:** CIHR Expenditures by University and Program Category 2015-16 report, NSERC Awards Database, and SSHRC Awards Search Engine. Based on funds awarded for use during government fiscal year, April to March. Excluding funding for the Networks of Centres of Excellence nodes (NCE), the Canada Research Chairs (CRC) program, the Canada Research Excellence Chairs (CERC) program, the Canada First Research Excellence Fund (CFREF) program and the Research Support Fund (RSF). The Canadian Microelectronics Corporation (NSERC funding held at Queen's) and the Canadian Light Source (NSERC funding held at U. Saskatchewan) are excluded. For the national total, only funding to Canadian colleges and universities, and their affiliates, is counted.



## Tri-Agency funding to U15 Universities (2015-16)

Market shares of Social Sciences and Humanities Research Council (SSHRC) Funding (%)



**Data source:** CIHR Expenditures by University and Program Category 2015-16 report, NSERC Awards Database, and SSHRC Awards Search Engine. Based on funds awarded for use during government fiscal year, April to March. Excluding funding for the Networks of Centres of Excellence nodes (NCE), the Canada Research Chairs (CRC) program, the Canada Research Excellence Chairs (CERC) program, the Canada First Research Excellence Fund (CFREF) program and the Research Support Fund (RSF). The Canadian Microelectronics Corporation (NSERC funding held at Queen's) and the Canadian Light Source (NSERC funding held at U. Saskatchewan) are excluded. For the national total, only funding to Canadian colleges and universities, and their affiliates, is counted.